

TAB

TAB





TOP
OUTSIDE

PRINT TEMPLATE



Product Folded Postcard
Size 11x12 >> 11x6 (half, 2 tab) (WxH)
Style Half Fold Direct mail

ARTWORK
ORIENTATION

-  **BORDER THICKNESS** - Must be atleast 3/8" from the bleed line to insure your border won't be cut off when printed.
-  **SAFE AREA** - Keep all text within this line.
-  **FINISHED SIZE** - This is where the product will be cut to size.
-  **BLEEDS** - Create a 1/8 inch bleed area to make sure that the ink goes to the edge of the finished size. Extend artwork/graphics to the edge of template.

— FOLD LINE —

TOTAL SIZE 4" X 2.5"

Printing in this area is not allowed.
Reserved for Addressing/Postal mailing purposes.

ARTWORK
ORIENTATION

BOTTOM
OUTSIDE

PERMIT #
GOES HERE
1.25" x 1.25"
CLEAR AREA
Click below for indicia info
<http://www.printpapa.com/tag/71465>

TAB

TAB

1234 Return Address
Santa Clara, CA 95050

PRINT TEMPLATE

Product Folded Postcard
Size 11x12 >> 11x6 (half, 2 tab) (WxH)
Style Half Fold Direct mail

**TOP
INSIDE**



← **BORDER THICKNESS** - Must be at least 3/8" from the bleed line to insure your border won't be cut off when printed.

← **SAFE AREA** - Keep all text within this line.

← **FINISHED SIZE** - This is where the product will be cut to size.

← **BLEEDS** - Create a 1/8 inch bleed area to make sure that the ink goes to the edge of the finished size. Extend artwork/graphics to the edge of template.

↑
ARTWORK
ORIENTATION

— FOLD LINE —

↑
ARTWORK
ORIENTATION

**BOTTOM
INSIDE**